

Fast Recovery Diode (FRD)

Features

- Surface-mount device
- Low V_F
- Super high speed switching
- High reliability by planer design

Applications

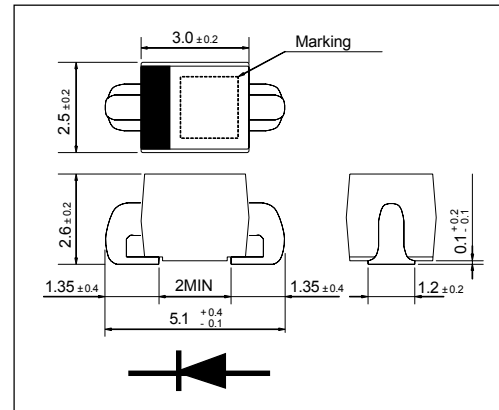
- High speed switching

Maximum ratings and characteristics

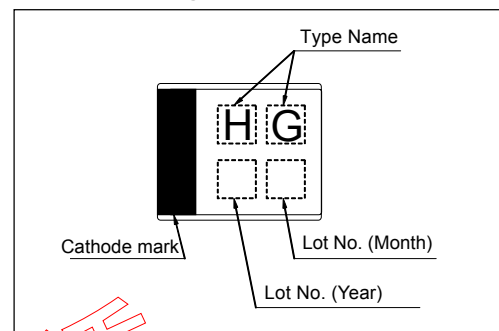
- Absolute maximum ratings

Item	Symbol	Conditions	Rating	Unit
Repetitive peak reverse voltage	V_{RRM}		1000	V
Non-repetitive peak reverse voltage	V_{RSM}		1000	V
Average output current	I_{FAV}	Square wave duty=1/2 $T_I=130^\circ\text{C}$	0.5 *	A
Surge current	I_{FSM}	Sine wave 10ms, 1shot	10	A
Operating junction temperature	T_j		150	$^\circ\text{C}$
Storage temperature	T_{stg}		-40 to +150	$^\circ\text{C}$

Outline drawings, mm



Marking



* Glass epoxy print board Land : 15 x 15 mm

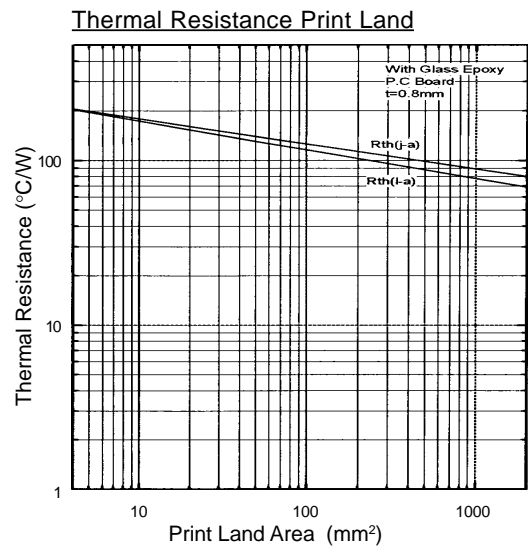
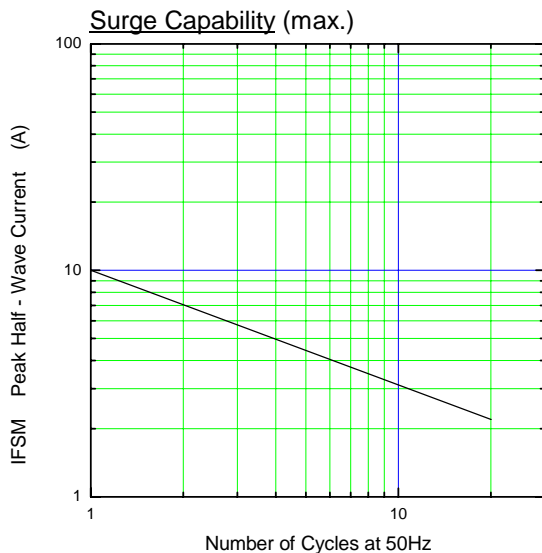
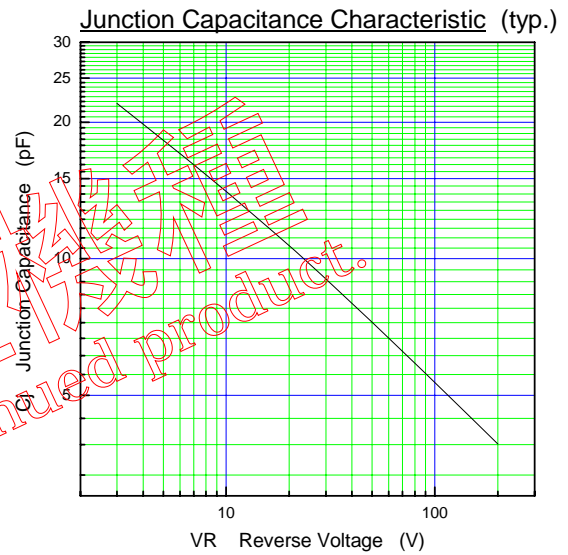
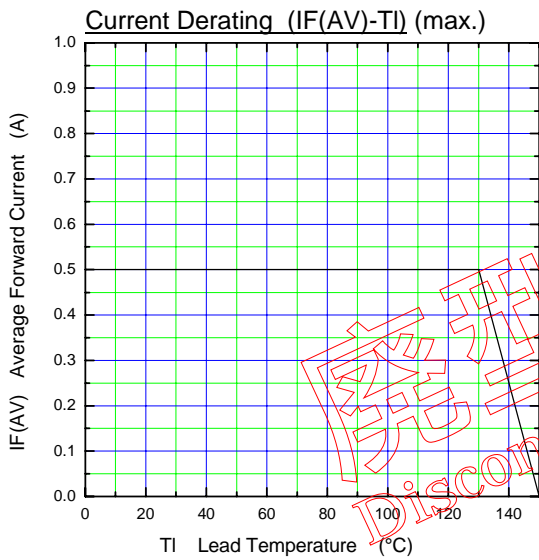
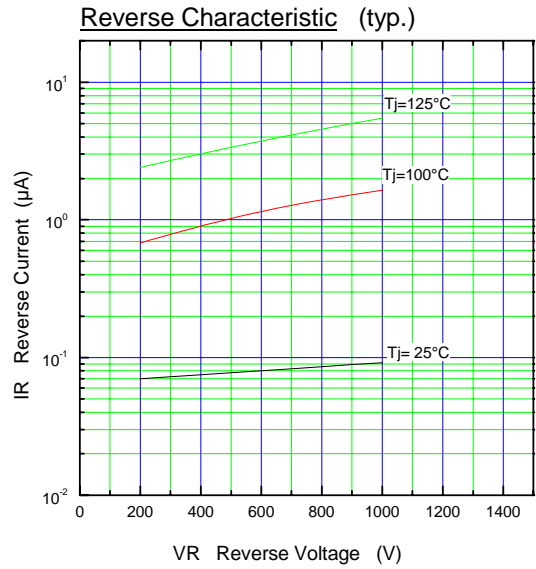
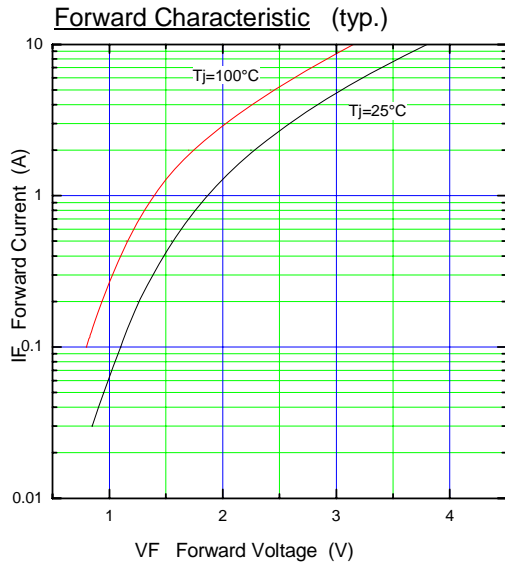
- Electrical characteristics (at $T_a=25^\circ\text{C}$ unless otherwise specified)

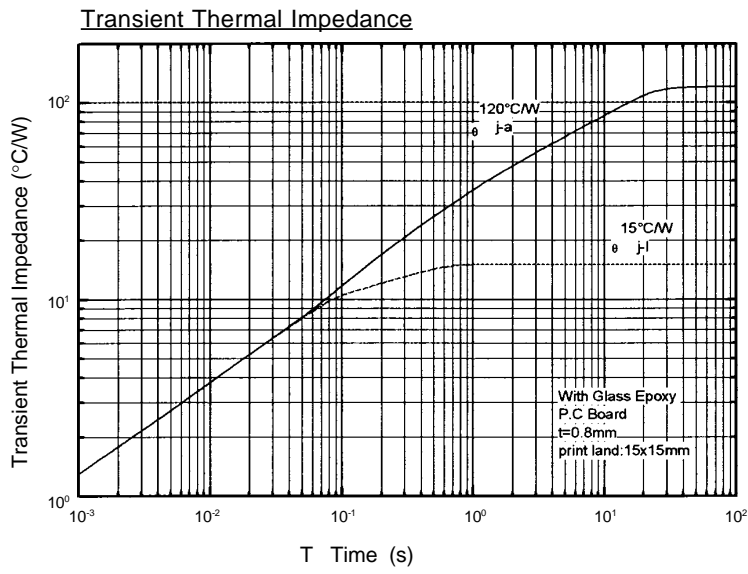
Item	Symbol	Conditions	Max.	Unit
Forward voltage drop	V_{FM}	$I_{FM}=0.5\text{A}$	3.0	V
Reverse current	I_{RRM}	$V_R=V_{RRM}$	10	μA
Reverse recovery time	t_{rr}	$I_F=0.1\text{A}$, $I_R=0.1\text{A}$, $I_{rec}=0.01\text{A}$	250	ns
Thermal resistance	$R_{th(j-a)}$	Junction to lead	120 *	$^\circ\text{C/W}$

- Mechanical characteristics

Approximate mass	0.06	g
------------------	------	---

■ Characteristics





廢型機種
Discontinued product.