

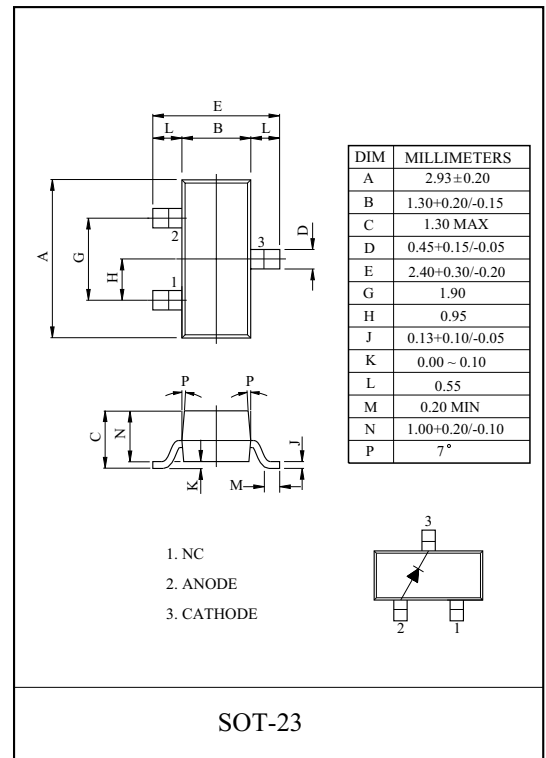
For High frequency rectification

### FEATURES

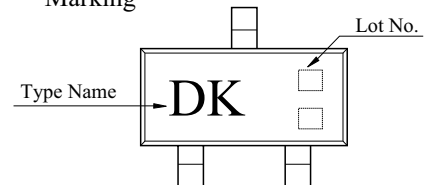
- Low Forward Voltage :  $V_F \text{ max}=0.55\text{V}$ .
- $I_R=700\text{mA}$  recification possible.

### MAXIMUM RATING (Ta=25 °C)

CHARACTERISTIC	SYMBOL	RATING	UNIT
Repetitive Peak Reverse Voltage	$V_{RRM}$	30	V
Reverse Voltage	$V_R$	30	V
Average Forward Current	$I_O$	0.7	A
Non-repetitive peak surge current	$I_{FSM}$	5	A
Junction Temperature	$T_j$	125	°C
Storage Temperature	$T_{stg}$	-55 ~ 125	°C



### Marking

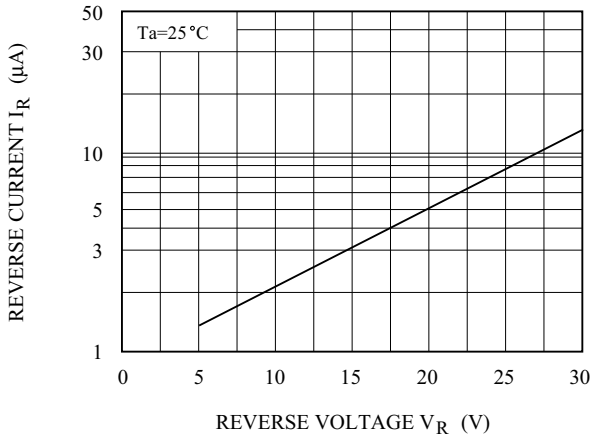


### ELECTRICAL CHARACTERISTICS (Ta=25 °C)

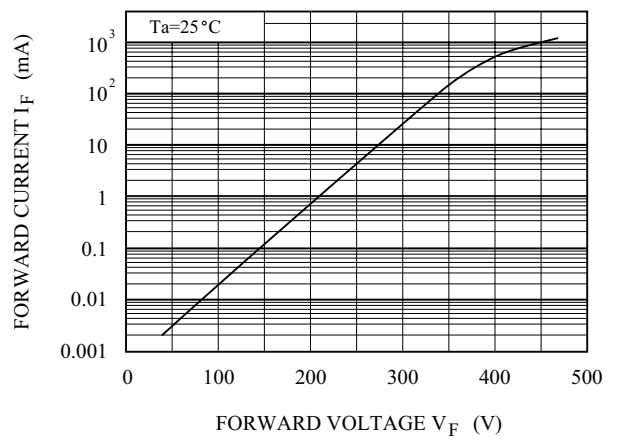
CHARACTERISTIC	SYMBOL	TEST CONDITION	MIN.	TYP.	MAX.	UNIT
Reverse Voltage	$V_R$	$I_R=1\text{mA}$	30	-	-	V
Forward Voltage	$V_F$	$I_F=0.7\text{A}$	-	-	0.55	V
Reverse Current	$I_R$	$V_R=30\text{V}$	-	-	80	μA
Total Capacitance	$C_T$	$V_R=0\text{V}, f=1\text{MHz}$	-	190	-	pF
Reverse Recovery Time	$t_{rr}$	$I_R=I_F=100\text{mA}$	-	7.5	-	nS

# KDR701S

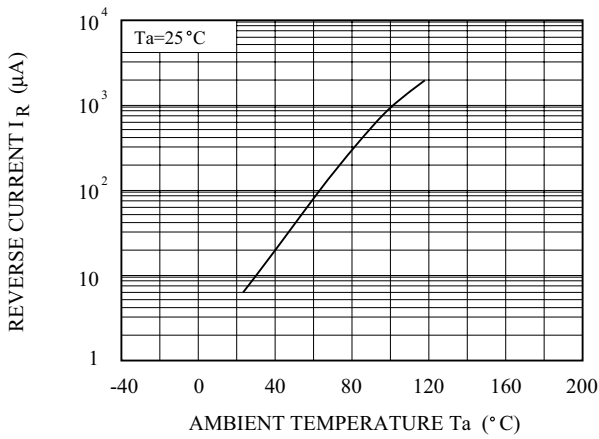
$I_R - V_R$



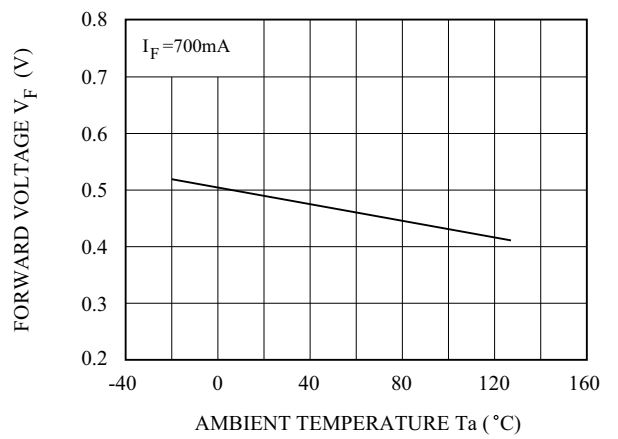
$I_F - V_F$



$I_R - T_a$



$V_F - T_a$



$C_T - V_R$

