

2SC5757

Silicon NPN Epitaxial
VHF/UHF wide band amplifier

HITACHI

ADE-208-1396D (Z)

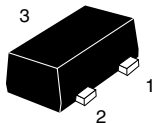
Rev.4
Jul. 2001

Features

- Super compact package: MPAK (1.4 x 0.8 x 0.59 mm)

Outline

MPAK



1. Emitter
2. Base
3. Collector

Note: Marking is "WE-".

Absolute Maximum Ratings

(Ta = 25 °C)

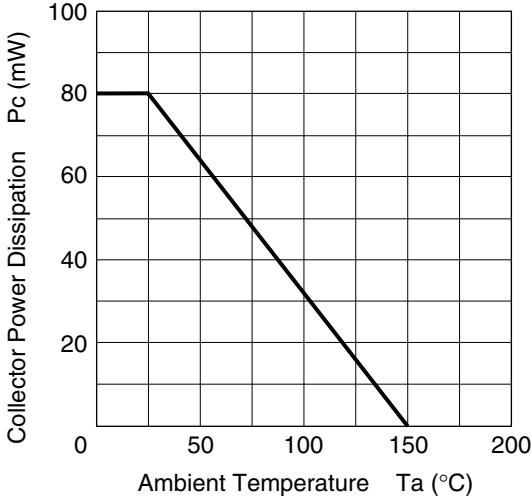
Item	Symbol	Ratings	Unit
Collector to base voltage	V_{CBO}	10	V
Collector to emitter voltage	V_{CEO}	3.5	V
Emitter to base voltage	V_{EBO}	1.5	V
Collector current	I_C	80	mA
Collector power dissipation	Pc	80	mW
Junction temperature	Tj	150	°C
Storage temperature	Tstg	-55 to +150	°C

Electrical Characteristics

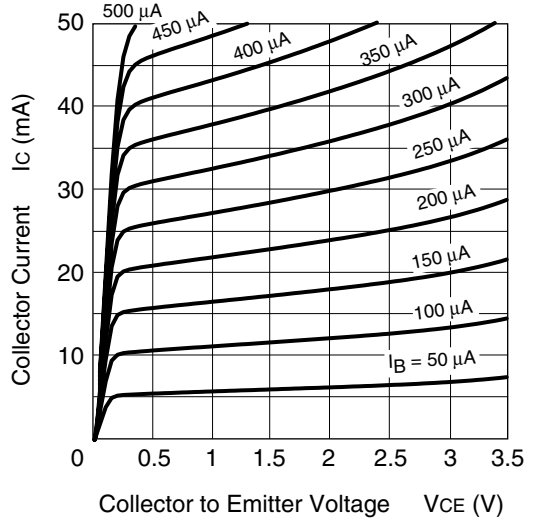
(Ta = 25°C)

Item	Symbol	Min	Typ	Max	Unit	Test conditions
Collector to base breakdown voltage	$V_{(BR)CBO}$	10	—	—	V	$I_C = 10 \mu A, I_E = 0$
Collector cutoff current	I_{CBO}	—	—	600	nA	$V_{CB} = 10 V, I_E = 0$
Collector cutoff current	I_{CEO}	—	—	200	nA	$V_{CE} = 3.5 V, R_{BE} = \text{Infinite}$
Emitter cutoff current	I_{EBO}	—	—	100	nA	$V_{EB} = 1.5 V, I_C = 0$
DC current transfer ratio	h_{FE}	80	100	130	—	$V_{CE} = 1 V, I_C = 5 mA$
Collector output capacitance	C_{ob}	0.9	1.2	1.5	pF	$V_{CB} = 1 V, I_E = 0, f = 1 MHz$
Gain bandwidth product	f_T	4.5	6.5	—	GHz	$V_{CE} = 1 V, I_C = 5 mA$
Power gain	PG	8	11	—	dB	$V_{CE} = 1 V, I_C = 5 mA, f = 900 MHz$
Noise figure	NF	—	1.1	2.0	dB	$V_{CE} = 1 V, I_C = 5 mA, f = 900 MHz$

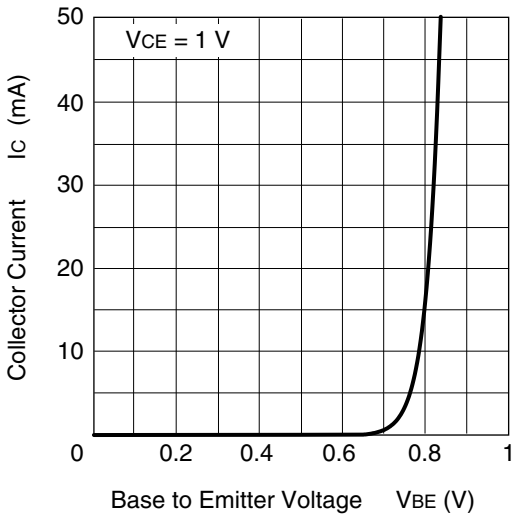
Collector Power Dissipation Curve



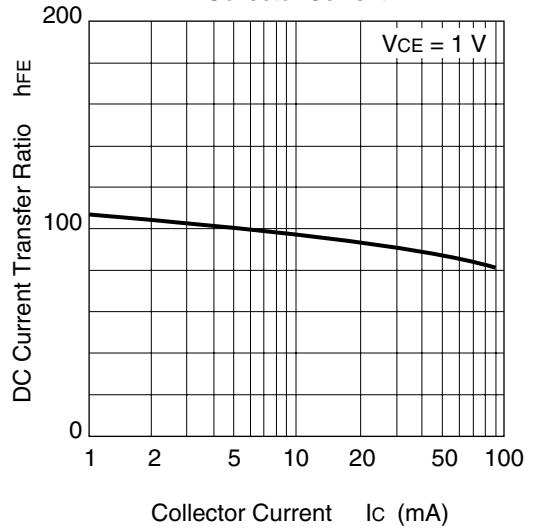
Typical Output Characteristics

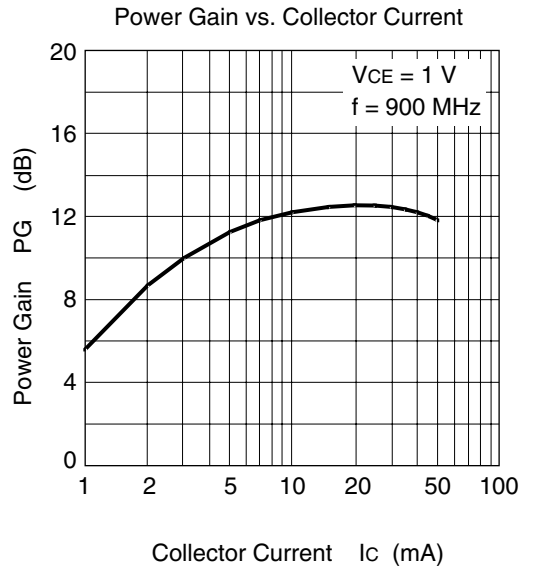
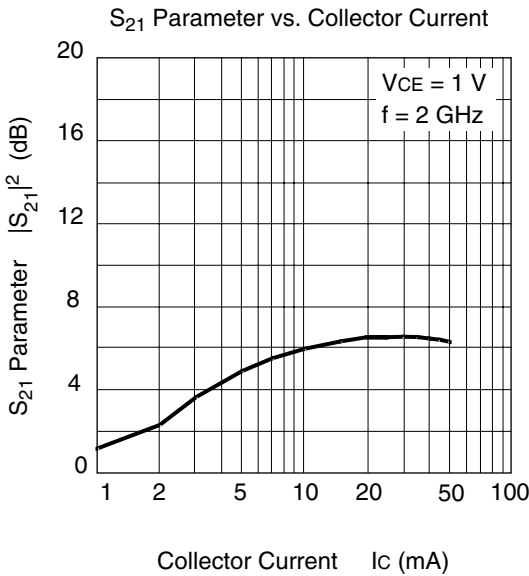
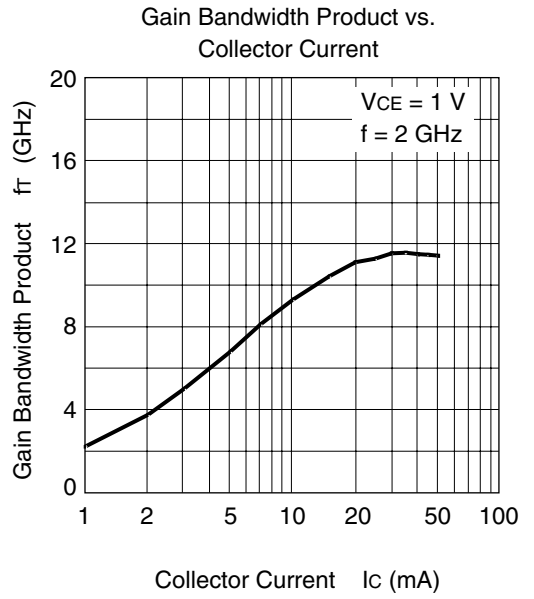
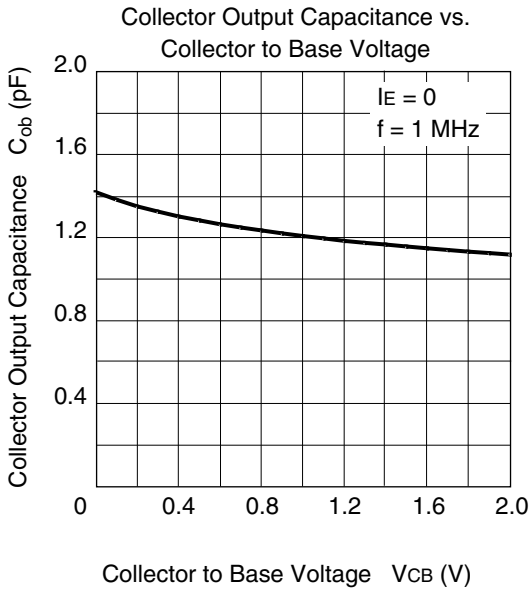


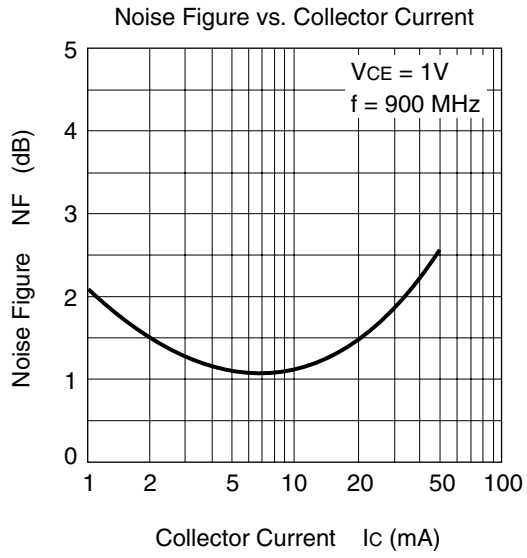
Typical Transfer Characteristics



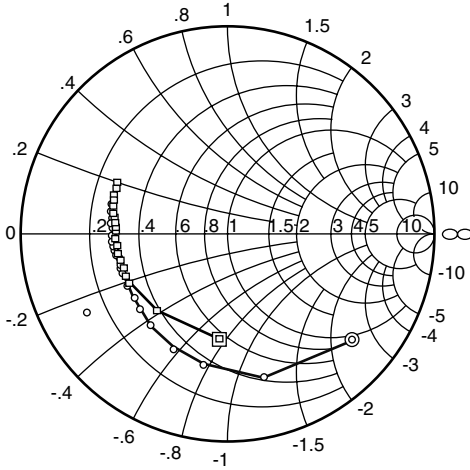
DC Current Transfer Ratio vs. Collector Current





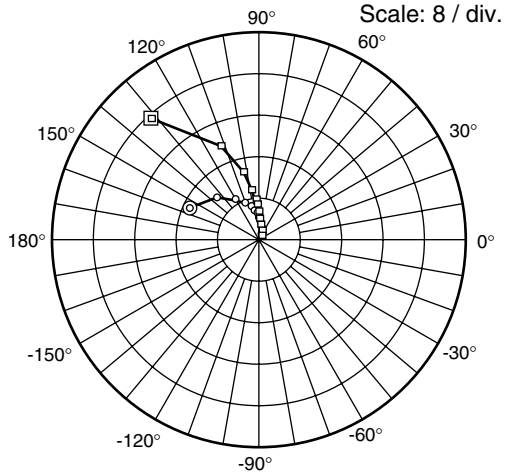


S₁₁ Parameter vs. Frequency



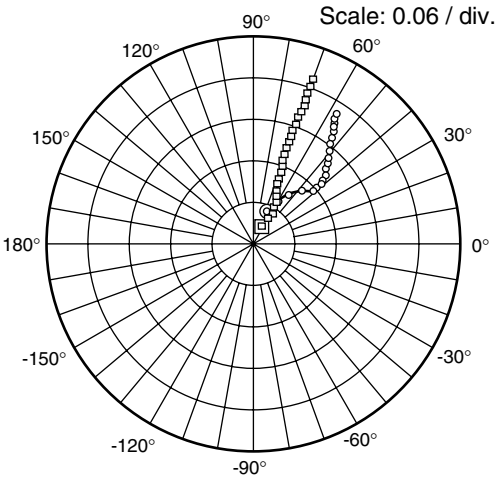
Condition: V_{CE} = 1 V, Z_O = 50 Ω
 100 to 2000 MHz (100 MHz Step)
 ○—○ (I_C = 5 mA)
 □—□ (I_C = 20 mA)

S₂₁ Parameter vs. Frequency



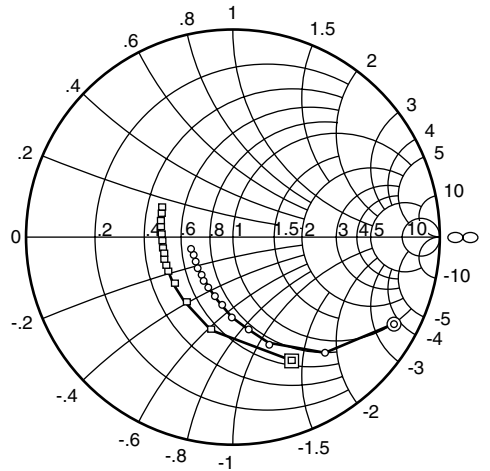
Condition: V_{CE} = 1 V, Z_O = 50 Ω
 100 to 2000 MHz (100 MHz Step)
 ○—○ (I_C = 5 mA)
 □—□ (I_C = 20 mA)

S₁₂ Parameter vs. Frequency



Condition: V_{CE} = 1 V, Z_O = 50 Ω
 100 to 2000 MHz (100 MHz Step)
 ○—○ (I_C = 5 mA)
 □—□ (I_C = 20 mA)

S₂₂ Parameter vs. Frequency



Condition: V_{CE} = 1 V, Z_O = 50 Ω
 100 to 2000 MHz (100 MHz Step)
 ○—○ (I_C = 5 mA)
 □—□ (I_C = 20 mA)

S Parameter $(V_{CE} = 1 \text{ V}, I_C = 5 \text{ mA}, Z_o = 50 \Omega)$

f (MHz)	S11		S21		S12		S22	
	MAG	ANG	MAG	ANG	MAG	ANG	MAG	ANG
100	0.797	-40.0	14.26	154.3	0.048	69.8	0.881	-28.5
200	0.695	-75.2	11.44	133.4	0.081	54.5	0.709	-52.2
300	0.638	-100.7	9.03	119.6	0.099	46.6	0.559	-69.4
400	0.594	-117.6	7.23	110.7	0.109	42.7	0.457	-81.5
500	0.571	-130.8	6.00	103.8	0.116	41.1	0.388	-91.3
600	0.558	-140.3	5.13	98.8	0.122	41.1	0.336	-99.7
700	0.548	-148.5	4.43	94.6	0.128	41.2	0.300	-107.0
800	0.545	-154.4	3.93	90.9	0.134	42.6	0.274	-113.5
900	0.539	-160.1	3.52	88.0	0.139	43.6	0.254	-120.0
1000	0.541	-164.6	3.20	85.0	0.145	45.0	0.238	-125.7
1100	0.542	-169.1	2.93	82.5	0.150	46.3	0.227	-130.8
1200	0.543	-171.9	2.71	80.2	0.156	48.1	0.221	-135.9
1300	0.546	-175.6	2.53	77.9	0.163	49.1	0.213	-141.1
1400	0.546	-178.4	2.36	75.6	0.169	50.5	0.209	-144.8
1500	0.552	179.4	2.23	73.8	0.176	51.8	0.207	-149.5
1600	0.558	176.4	2.10	71.6	0.183	52.8	0.205	-153.0
1700	0.558	174.2	2.00	70.1	0.191	54.0	0.206	-156.9
1800	0.570	171.7	1.90	68.5	0.198	55.0	0.207	-160.7
1900	0.577	169.6	1.81	66.6	0.206	56.1	0.210	-163.9
2000	0.578	167.8	1.75	65.3	0.214	56.7	0.212	-167.7

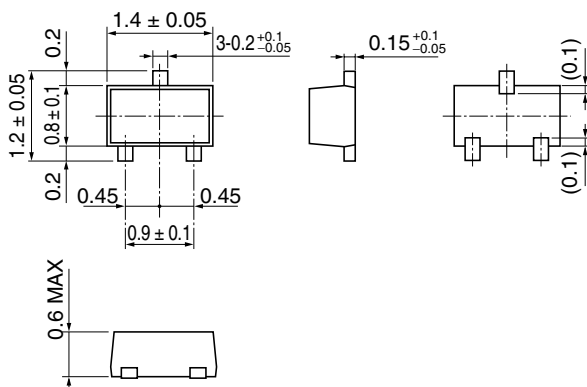
$(V_{CB} = 1\text{ V}, I_C = 20\text{ mA}, Z_0 = 50\ \Omega)$

f (MHz)	S11		S21		S12		S22	
	MAG	ANG	MAG	ANG	MAG	ANG	MAG	ANG
100	0.512	-94.1	30.18	133.2	0.031	60.2	0.643	-66.8
200	0.523	-134.9	18.31	112.6	0.044	54.5	0.459	-104.5
300	0.531	-151.8	12.60	102.9	0.054	57.1	0.386	-126.5
400	0.533	-161.4	9.53	97.8	0.065	60.5	0.355	-140.6
500	0.540	-168.0	7.67	93.7	0.076	63.2	0.341	-150.2
600	0.539	-172.3	6.43	90.7	0.088	65.5	0.333	-157.8
700	0.541	-176.7	5.49	88.2	0.100	66.6	0.330	-163.7
800	0.543	-179.7	4.83	86.0	0.111	67.8	0.328	-168.7
900	0.545	177.0	4.30	84.3	0.123	68.4	0.328	-172.9
1000	0.547	174.3	3.91	82.1	0.135	69.1	0.329	-176.7
1100	0.550	171.8	3.57	80.6	0.148	69.5	0.329	-180.0
1200	0.552	170.0	3.29	79.0	0.159	69.9	0.332	176.9
1300	0.557	167.3	3.05	77.5	0.172	69.8	0.334	174.2
1400	0.566	165.5	2.87	75.8	0.184	70.0	0.336	171.5
1500	0.570	163.7	2.68	74.4	0.197	70.0	0.339	169.2
1600	0.569	162.0	2.54	73.2	0.208	69.9	0.341	167.1
1700	0.570	160.2	2.41	71.4	0.220	69.5	0.345	164.7
1800	0.580	158.3	2.29	70.8	0.233	69.2	0.350	162.8
1900	0.588	157.6	2.19	69.2	0.244	69.4	0.355	161.0
2000	0.587	154.9	2.12	68.0	0.256	69.1	0.360	158.8

Package Dimensions

As of January, 2001

Unit: mm



Hitachi Code	MFPAK
JEDEC	—
EIAJ	—
Mass (reference value)	0.0016 g

Disclaimer

1. Hitachi neither warrants nor grants licenses of any rights of Hitachi's or any third party's patent, copyright, trademark, or other intellectual property rights for information contained in this document. Hitachi bears no responsibility for problems that may arise with third party's rights, including intellectual property rights, in connection with use of the information contained in this document.
2. Products and product specifications may be subject to change without notice. Confirm that you have received the latest product standards or specifications before final design, purchase or use.
3. Hitachi makes every attempt to ensure that its products are of high quality and reliability. However, contact Hitachi's sales office before using the product in an application that demands especially high quality and reliability or where its failure or malfunction may directly threaten human life or cause risk of bodily injury, such as aerospace, aeronautics, nuclear power, combustion control, transportation, traffic, safety equipment or medical equipment for life support.
4. Design your application so that the product is used within the ranges guaranteed by Hitachi particularly for maximum rating, operating supply voltage range, heat radiation characteristics, installation conditions and other characteristics. Hitachi bears no responsibility for failure or damage when used beyond the guaranteed ranges. Even within the guaranteed ranges, consider normally foreseeable failure rates or failure modes in semiconductor devices and employ systemic measures such as fail-safes, so that the equipment incorporating Hitachi product does not cause bodily injury, fire or other consequential damage due to operation of the Hitachi product.
5. This product is not designed to be radiation resistant.
6. No one is permitted to reproduce or duplicate, in any form, the whole or part of this document without written approval from Hitachi.
7. Contact Hitachi's sales office for any questions regarding this document or Hitachi semiconductor products.

Sales Offices**HITACHI****Hitachi, Ltd.**

Semiconductor & Integrated Circuits
Nippon Bldg., 2-6-2, Ohte-machi, Chiyoda-ku, Tokyo 100-0004, Japan
Tel: (03) 3270-2111 Fax: (03) 3270-5109

URL	North America	: http://semiconductor.hitachi.com/
	Europe	: http://www.hitachi-eu.com/hel/ecg
	Asia	: http://sicapac.hitachi-asia.com
	Japan	: http://www.hitachi.co.jp/Sicd/indx.htm

For further information write to:

Hitachi Semiconductor (America) Inc. 179 East Tasman Drive San Jose, CA 95134 Tel: <1> (408) 433-1990 Fax: <1>(408) 433-0223	Hitachi Europe Ltd. Electronic Components Group Whitebrook Park Lower Cookham Road Maidenhead Berkshire SL6 8YA, United Kingdom Tel: <44> (1628) 585000 Fax: <44> (1628) 585200
--	--

Hitachi Europe GmbH Electronic Components Group Dornacher Straße 3 D-85622 Feldkirchen, Munich Germany Tel: <49> (89) 9 9180-0 Fax: <49> (89) 9 29 30 00
--

Hitachi Asia Ltd. Hitachi Tower 16 Collyer Quay #20-00 Singapore 049318 Tel: <65>-538-6533/538-8577 Fax: <65>-538-6933/538-3877 URL: http://www.hitachi.com.sg
--

Hitachi Asia Ltd. (Taipei Branch Office) 4/F, No. 167, Tun Hwa North Road Hung-Kuo Building Taipei (105), Taiwan Tel: <886>-(2)-2718-3666 Fax: <886>-(2)-2718-8180 Telex: 23222 HAS-TP URL: http://www.hitachi.com.tw

Hitachi Asia (Hong Kong) Ltd. Group III (Electronic Components) 7/F., North Tower World Finance Centre, Harbour City, Canton Road Tsim Sha Tsui, Kowloon Hong Kong Tel: <852>-(2)-735-9218 Fax: <852>-(2)-730-0281 URL: http://semiconductor.hitachi.com.hk
--

Copyright © Hitachi, Ltd., 2001. All rights reserved. Printed in Japan.
Colophon 4.0