



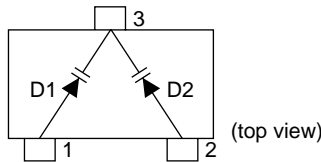
SVC347

Varactor Diode (IOCAP) for AM Reciver Electronic Tuning

Features

- Twin type varactor diode for AM electronic tuning use.
- Miniaturization and high-integration of tuner sets can be easily achieved due to the small package.
- High capacitance ratio and high quality factor.
- Provided in a tape reel packaging.
- Surface mount type.

Electrical Connection



1:Anode
2:Anode
3:Cathode

A09978

Specifications

Absolute Maximum Ratings at Ta = 25°C

Parameter	Symbol	Conditions	Ratings	Unit
Maximum supply voltage	V _{CC} max	Quiescent time	4.5	V
Allowable power dissipation	P _d max		300	mW
Operating temperature	T _{opr}		- 20 to +75	°C
Storage temperature	T _{stg}		- 40 to +125	°C

Electrical Characteristics at Ta = 25°C

Parameter	Symbol	Conditions	Ratings			Unit
			min	typ	max	
Breakdown Voltage	V _{(BR)R}	I _R =10μA	16			V
Reverse Current (One diode)	I _R	V _R =9V			100	nA
Interterminal Capacitance (Capacitance value of one diode)	C _{1V}	V _R =1V, f=1MHz*1	470*		525*	pF
	C _{6V}	V _R =6V, f=1MHz		55		pF
	C _{8V}	V _R =8V, f=1MHz	20		26	pF
Quality Factor	Q	V _R =1V, f=1MHz	200			
Capacitance Ratio	CR	C _{1.0V} /C _{8.0V} , f=1MHz	18.5			
Matching Tolerance*2	ΔC _m	(C _{max} -C _{min})/C _{min} ×100, V _R =1V, f=1MHz			1.5	%
		V _R =6V, f=1MHz			2.0	%
		V _R =8V, f=1MHz			2.0	%

Note)*1:1MHz signal:20mVrms

Note)*2:Matching tolerance between D1 and D2

Note)*:The SVC347 is classified by C_{1V} capacitance

as shown in the table below:

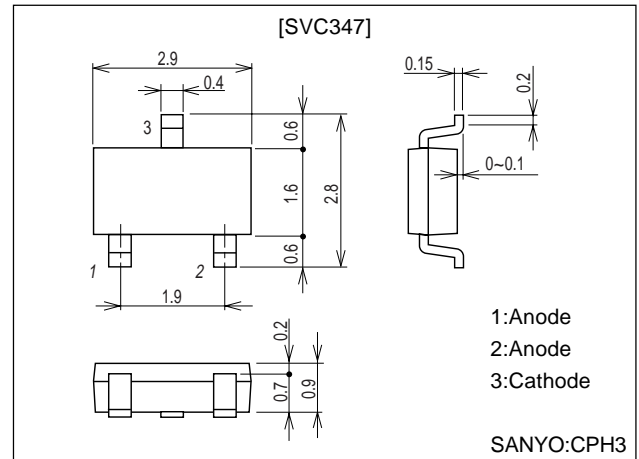
Rank	C _{1V} (pF)
S	470 to 505
T	485 to 525

Note:Marking:V1

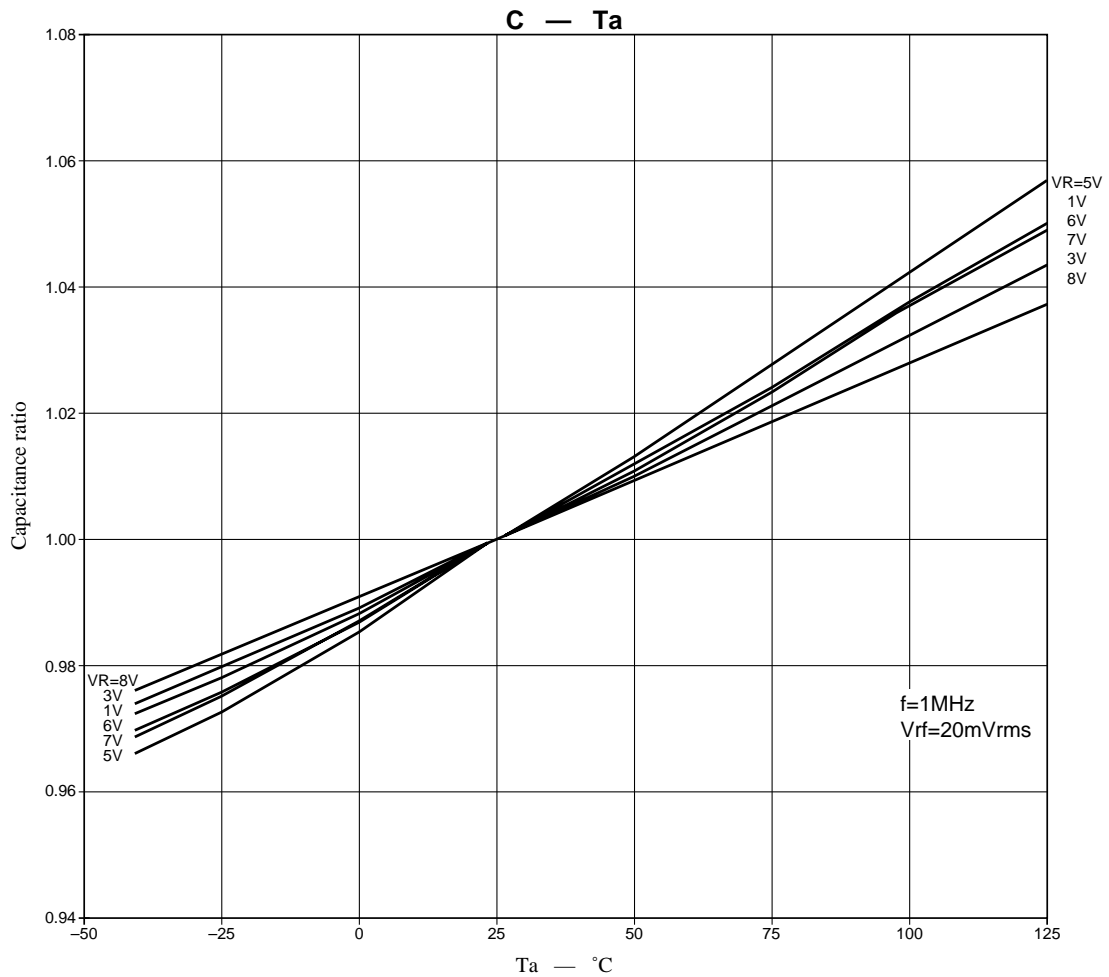
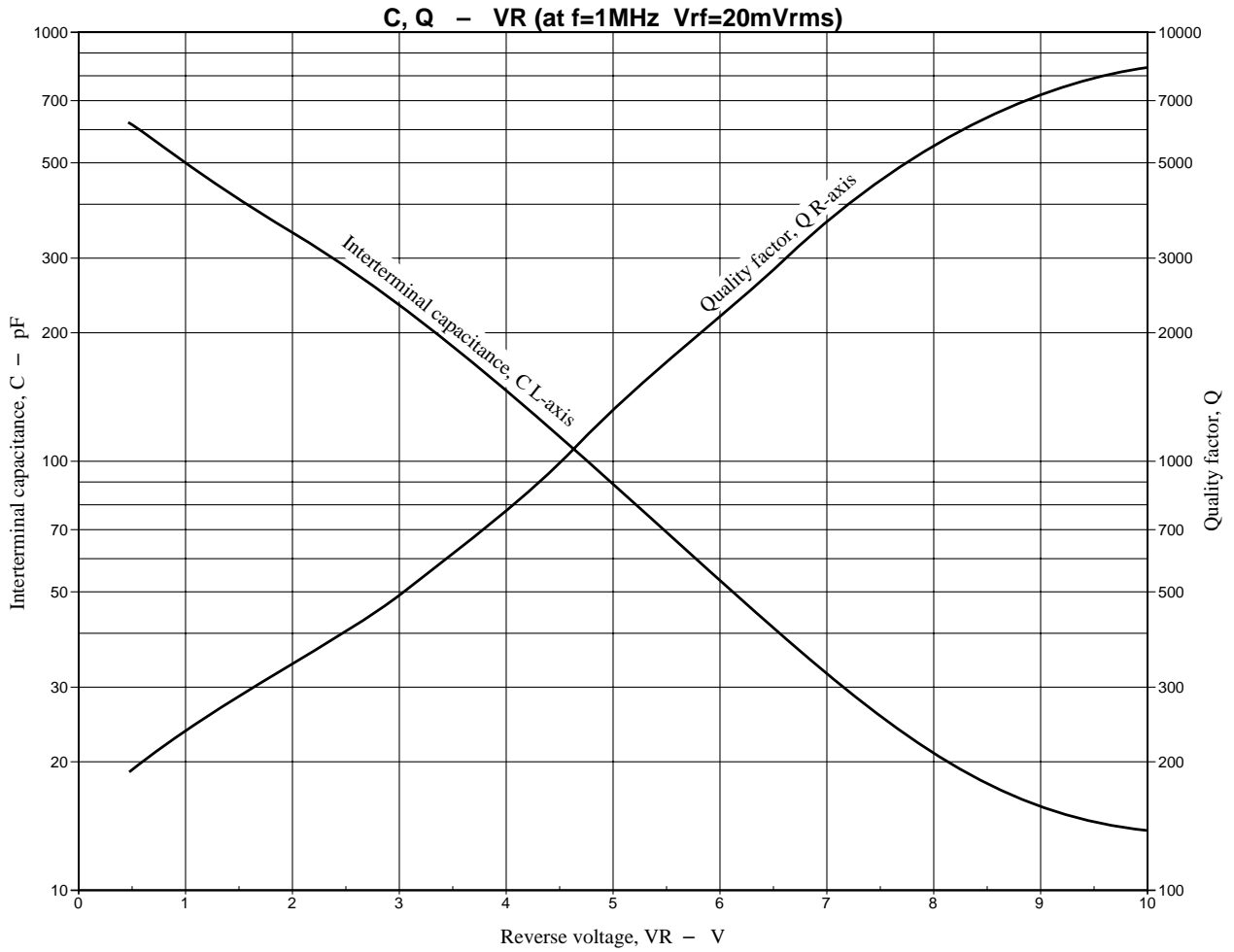
Package Dimensions

unit:mm

1291



SVC347



- Specifications of any and all SANYO products described or contained herein stipulate the performance, characteristics, and functions of the described products in the independent state, and are not guarantees of the performance, characteristics, and functions of the described products as mounted in the customer's products or equipment. To verify symptoms and states that cannot be evaluated in an independent device, the customer should always evaluate and test devices mounted in the customer's products or equipment.
- SANYO Electric Co., Ltd. strives to supply high-quality high-reliability products. However, any and all semiconductor products fail with some probability. It is possible that these probabilistic failures could give rise to accidents or events that could endanger human lives, that could give rise to smoke or fire, or that could cause damage to other property. When designing equipment, adopt safety measures so that these kinds of accidents or events cannot occur. Such measures include but are not limited to protective circuits and error prevention circuits for safe design, redundant design, and structural design.
- In the event that any or all SANYO products(including technical data, services) described or contained herein are controlled under any of applicable local export control laws and regulations, such products must not be exported without obtaining the export license from the authorities concerned in accordance with the above law.
- No part of this publication may be reproduced or transmitted in any form or by any means, electronic or mechanical, including photocopying and recording, or any information storage or retrieval system, or otherwise, without the prior written permission of SANYO Electric Co., Ltd.
- Any and all information described or contained herein are subject to change without notice due to product/technology improvement, etc. When designing equipment, refer to the "Delivery Specification" for the SANYO product that you intend to use.
- Information (including circuit diagrams and circuit parameters) herein is for example only ; it is not guaranteed for volume production. SANYO believes information herein is accurate and reliable, but no guarantees are made or implied regarding its use or any infringements of intellectual property rights or other rights of third parties.

This catalog provides information as of November, 1998. Specifications and information herein are subject to change without notice.

This datasheet has been download from:

www.datasheetcatalog.com

Datasheets for electronics components.